



V2 Paving Mold Provides Width Changes In Minutes

- Hydraulically adjustable dual mold for various paving widths
- Separate mold control for the right and left side
- Features dual PTAs for crown height adjustment
- Telescoping plow framework to accommodate width changes
- Available with a curb profile on one or both sides for municipal paving
- V2 has been designed to adapt to virtually any paver/prime mover in the field today
- On-the-go paving of tapered slabs
- Optional auto-width adjustment package provides sensed control of on-the-go paving width changes

GOMACO

The Worldwide Leader in Concrete Paving Technology

The versatile GOMACO V2 is a dual mold system that is hydraulically adjustable for paving at different widths. The V2 makes width changes fast and simple and will even make on-the-go width changes for tapered slabs.

The configuration of the front and rear molds dictates the minimum and maximum paving widths and the amount of total width variation. It features separate



FEATURING VERSATILITY

mold control for the left and right side. It is also available with a curb profile on one or both sides for municipal paving.

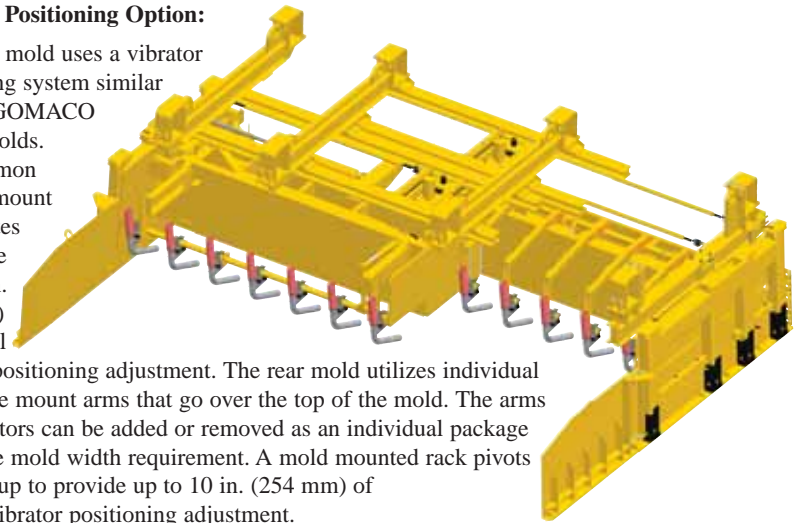
The V2 sectionalized mold system includes a spreader-plow with hydraulic vertical movement to control the head of concrete in front of the mold. The plow telescopes with the machine framework to accommodate the width change. The GOMACO V2 paving mold was developed to adapt to virtually any paver operating in the field today.



Vibrator Positioning Option:

The front mold uses a vibrator positioning system similar to other GOMACO paving molds. The common vibrator mount pipe rotates to provide up to 5 in. (127 mm) of vertical

vibrator positioning adjustment. The rear mold utilizes individual removable mount arms that go over the top of the mold. The arms and vibrators can be added or removed as an individual package to suit the mold width requirement. A mold mounted rack pivots the arms up to provide up to 10 in. (254 mm) of vertical vibrator positioning adjustment.



Two Molds: The V2 has two molds that are hydraulically adjustable. The configuration of the front and rear molds dictates the amount of total width variation.



Spreader-Plow Operation: A single control box provides all spreader-plow functions. The machine operator has the option of three automatic modes, plow left, plow right, and plow both directions. The operator can also set the vertical plow depth adjustment and the plow will return to the set depth after each automatic up cycle. The maximum plow depth is 20 in. (508 mm). A joystick controller is provided to manually operate all plow functions if needed. A rotary control changes the horizontal speed of the plow up to 150 fpm (45.7 mpm).

The V2 molds feature dual power transition adjusters (PTAs):

The same PTA design as GOMACO mainline pavers, for crown height adjustments. The direct acting PTA height indicator is standard on all V2 paving molds.

Another feature is the optional paving mold remote controls that allow ground personnel to control mold functions during mold setup or while paving. Individual remotes are available for the left PTA, right PTA, front frame extension, rear frame extension, and front mold sideshift.



A guideline was painted on the grade in this pour to guide the operator in extending the mold from 12 ft. (3.66 m) to 14 ft. (4.27 m) wide.



CG-090536-D23



Auto-width adjustment sensors

Optional Auto-Width Adjustment Package

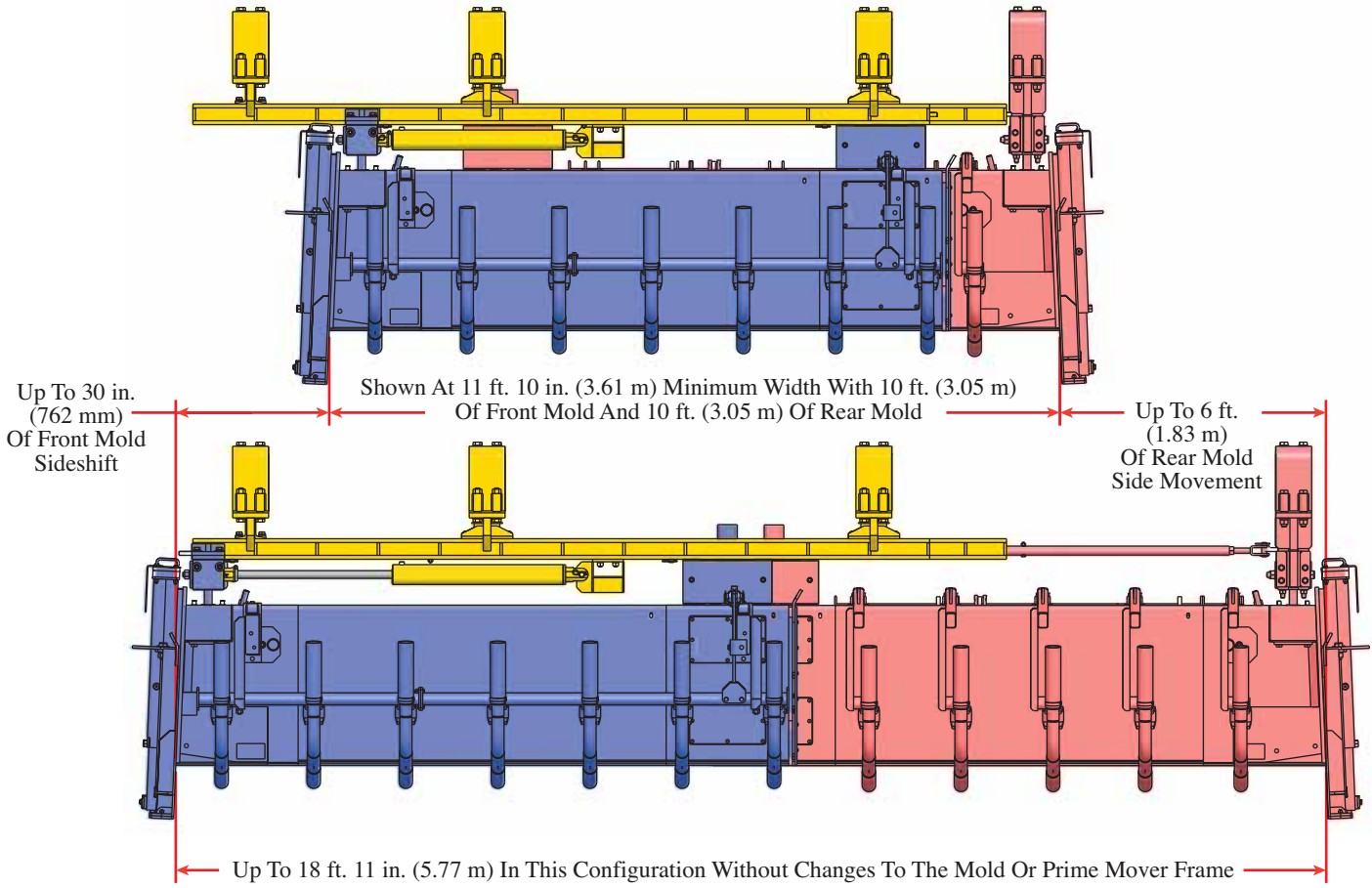
This option features hydraulic proportional control to change the width of the mold while paving, to produce a tapered slab.

Stringline is set to follow the desired tapered slab and sensors on the paver use that stringline to control cylinders for extending the frame and side-shifting the mold. The operator, with a switch of a button, turns the system to automatic when approaching a width transition and the mold adjusts to the new paving width automatically.

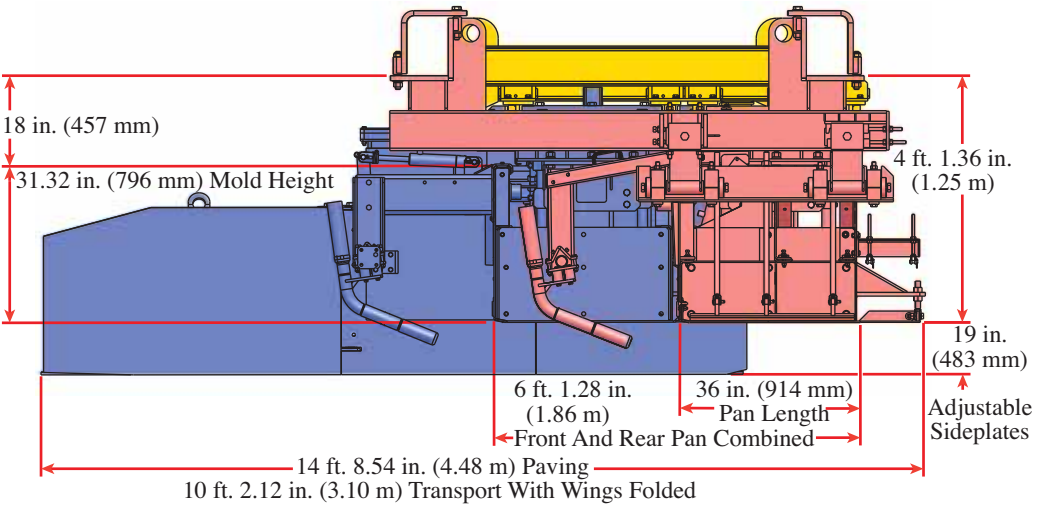
This is a stand-alone package that can be installed on any GOMACO paver with the V2 paving mold.



Auto-width adjustment controller



Sectionalized Mold Design: The front and rear molds are totally sectionalized. The minimum paving width is 7 ft. 10 in. (2.39 m) and the maximum paving width is 20 ft. 3 in. (6.17 m) with the proper inserts installed.



Visit our web site at www.gomaco.com

Cover Photos: Left Photo, CG-100431-D15; Right Photo, CG-100429-D15

MANUFACTURED UNDER ONE OR MORE OF THE FOLLOWING U.S. OR FOREIGN PATENTS:
3,299,786; 3,450,011; 3,541,931; 3,779,661; 3,959,977; 4,073,592; 4,136,993; 4,226,917; 4,343,513;
4,360,293; D-266,850; 853,607; 861,819; 954,773; 406,787; 1,147,187; 133,220; D-512,249;
4,717,282; 4,457,645; C-1,110,893; C-1,191,044; 12,890-1-0010; 5,061,115; 7,509,187; 7,509,615;
5,102,267; 5,101,360; 4,954,019; 4,984,639; 5,190,397; 5,209,602; 0,518,535; 2,067,126; 494,257;
69,031,836.7-08; 2,069,516; 5,924,817; 2,833,084; 7,044,680; 7,284,472, AND PATENTS PENDING.

GOMACO Corporation reserves the right to make improvements in design, material, and/or changes in specifications at any time without notice and without incurring any obligation related to such changes. Performance data is based on averages and may vary from machine to machine.

Printed in U.S.A. © 2008 (1 GC) GOMACO Corporation Order #0345-0A10622



The Worldwide Leader in Concrete Paving Technology

Worldwide Headquarters

GOMACO Corporation

PO Box 151

Ida Grove, IA USA 51445

Ph: 712-364-3347

Fax: 712.364.3986

International Fax: 712.364.4717

E-mail: info@gomaco.com

GOMACO International Offices

GOMACO has a worldwide distributor network for sales and service. Check the GOMACO Web site at www.gomaco.com