

CURB CADET ***COMPACT CURB MACHINE***

Highly Mobile Compact Curb Machine

- The Curb Cadet will slipform concrete curb with an option to extrude asphalt. It is self-propelled and compact in size for easy loading and transporting from job-to-job.
- The manual travel control, manual three-point grade control, cross auger directional controls, engine controls, vibrator control dial, cross-auger speed control dial, and warning light are all located on the control panel for easy access.
- A manual steering assembly with control panel provides the operator with front wheel steering. Mobility is achieved with a hydraulically driven, rear-mounted track. An optional three-track machine is also available.
- The coordinated stop switch provides automatic on/off control of vibrator synchronized with forward travel.
- The Curb Cadet has a paving speed of up to 40 feet per minute (12.2 mpm) and an auxiliary speed of 93 feet per minute (28.3 mpm) for fast job-site mobility.
- Elevation of the Curb Cadet is controlled by three hydraulic cylinders with ten inch (254 mm) stroke and an additional five inch (127 mm) manual adjustment.
- Molds are easily interchangeable on the Curb Cadet and can accommodate concrete mold configurations that will fit within a 12 inch (305 mm) wide by 14 inch (356 mm) high section. For other slipform mold configurations, please consult the factory.
- Curb may be poured on either side of the machine. The hopper and mold are adjustable up to 15 inches (381 mm). With the slipform mold, the Curb Cadet can place concrete over dowels or continuous reinforcing bar.
- The Curb Cadet has the capability of pouring a 24 inch (610 mm) radius, depending on the mold profile.



- Safety by Design - The Curb Cadet is equipped with an E-stop (emergency stop) on every corner of the machine and on the handle. The Curb Cadet is also equipped with an operator's horn and back-up alarm to keep all personnel safe during the paving operation.



Travel, grade, vibrators, and auger controls are located on the handle for easy reach.



The Worldwide Leader in Concrete Paving Technology

Curb Cadet Specifications

ENGINE

Type: KDW 1404 Kohler Diesel engine, water cooled.
Emission Level: Tier 4 Final.
Power: 24 hp (17.9 kW) continuous @ 2700 rpm.

SERVICE CAPACITIES

Fuel reservoir: 11 gal. (41.64 L).
Hydraulic oil reservoir: 13.5 gal. (51.1L).

CONTROL SYSTEM

Type: Hydraulic with controls located on the handle. The manual travel control valve, manual three-point grade control, cross auger directional controls, engine controls, vibrator control knob, cross-auger speed control knob, and E-stop warning light are located on the handle.

VIBRATOR With Slipform Mold (Option)

Type: Hydraulically powered, motor-in-head, variable speed, independently controlled. Recommended when slipforming over vertical dowels or inserting longitudinal steel.

HOPPER CAPACITY

Concrete: 19 cu. ft. (0.54 cu. m).
Asphalt: 7.1 cu. ft. (0.2 cu. m).

CROSS-AUGER AND HOPPER

Adjustable: 15 in. (381 mm) sliding hopper.
Auger dimensions: 12 in. (305 mm) diameter by 5.5 ft. (1.68 m) long for concrete.
Auger drive: Hydraulic motor direct coupled to auger shaft.
Auger speed: Up to 43 rpm.

ASPHALT EXTRUSION ASSEMBLY With Mold (Option)

Asphalt extrusion kit includes a double skin hopper and auger, heavy duty extruding auger and drive, propane burner and propane tank.

TRACK AND WHEEL ASSEMBLIES

Track dimensions: One track, 23 in. (584 mm) long, 8 in. (203 mm) wide, by 9 in. (229 mm) high.
Track motor: 22.6 cid roller vane motor. Equipped with a track brake system.
Wheel assemblies: Eight - 9 in. (229 mm) diameter by 3 in. (76 mm) wide wheels.
Travel speed: Up to 40 fpm (12.2 mpm) paving, 93 fpm (28.3 mpm) auxiliary.
Track load: 1225 lbs. (555.7 kg). Ground Pressure at 22 psi.
Wheel load: 1275 lbs. (578.3 kg) with weight equally distributed on eight wheels.

RADIUS

24 inches (610 mm) depending on mold profile.

DIMENSIONS

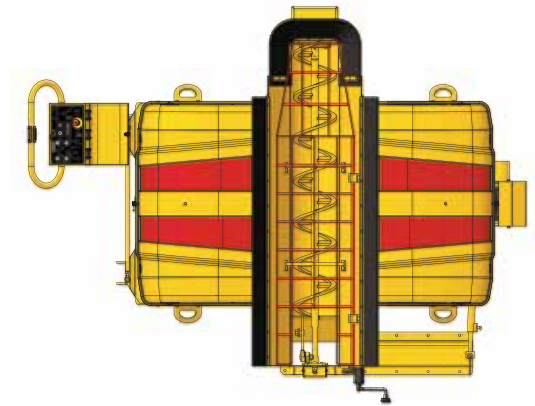
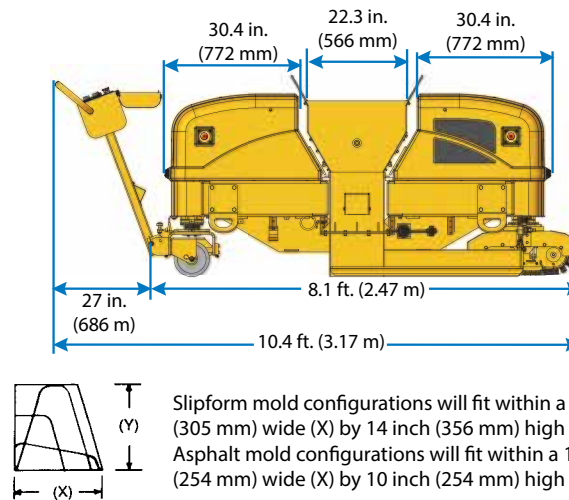
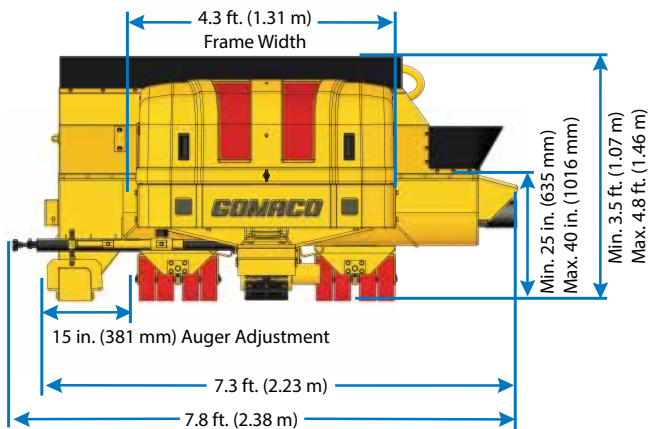
Overall transport dimensions: 9.1 ft. (2.77 m) long with the handle in vertical position, 7.3 ft. (2.23 m) wide, and 3.5 ft. (1.07 m) high to the top of the shroud.

WEIGHT

3419 lbs. (1551 kg).

OPTIONAL THREE-TRACK MACHINE

Track dimensions: 23 in. (584 mm) long, 8 in. (203 mm) wide, by 9 in. (229 mm) high.
Track motor: 22.6 cid roller vane motor.
Travel speed: Up to 20 fpm (6.1 mpm) paving, 93 fpm (28.3 mpm) auxiliary.
Track load (rear): 1225 lbs. (555.7 kg). Ground pressure at 22 psi.
Track load (front): 1275 lbs. (578.3 kg.), with weight evenly distributed on both tracks, ground pressure at 12 psi.
Optional three-track overall dimensions: 9.5 ft. (2.9 m) long, 6.6 ft. (2.01 m) wide, and 3.5 ft. (1.07 m) high.



Manufactured under one or more of the following U.S. or foreign patents: 7,044,680; 7,284,472; 7,517,171; 7,845,878; 7,850,395; 8,682,622; 8,855,967; 9,051,696; 9,180,909; 9,200,414; 9,404,228; 9,428,869; 9,458,581; 9,464,716; 9,541,195; 9,567,715; 9,624,626; 9,637,872; 9,644,328; 9,633,162; 9,670,627; 9,739,019; 9,764,762; 9,869,063; 9,963,836; 9,982,399; 10,005,489; 10,206,016; 10,501,913; 10,822,029; 10,829,898; 10,940,838; CA2,591,177; CA2,864,902; AU2018100400; AU2019100743; and patents pending.

GOMACO Corporation reserves the right to make improvements in design, material, and/or changes in specifications at any time without notice and without incurring any obligation related to such changes. Performance data is based on averages and may vary from machine to machine.

Worldwide Headquarters

GOMACO Corporation
 PO Box 151
 Ida Grove, IA USA 51445
 Ph: 1-712-364-3347
 www.gomaco.com
 E-mail: info@gomaco.com

European Headquarters

GOMACO International Ltd.
 Units 14 & 15
 Avenue One, Station Lane
 Witney, Oxon, OX28 4XZ, United Kingdom
 Ph: 44-1993-705100
 E-mail: pavinguk@gomaco.com



GOMACO Corporation's Quality Management System Is ISO 9001 Certified By The American Systems Registrar.

Quality Policy: We Shall Meet Or Exceed Our Customers' Expectations.

